

Electro-Pneumatic, Pressure-Control, On-Off Deluge Valve

Model: FP 400Y-6DC

The BERMAD Model 400Y-6DC is an elastomeric, hydraulic line pressure operated deluge valve, designed specifically for advanced fire protection systems and the latest industry standards. The 400Y 6DC is activated by a fall in pneumatic pressure of the pilot line or by an electric signal to a 3 way solenoid valve. The 400Y 6DC can also be activated remotely either pneumatically or electrically. When open an integrated pressure reducing pilot valve regulates the main valve to maintain a precise, stable, pre-set downstream pressure. Opening or closing of the valve can be performed remotely. The 400Y-6DC is ideal for open-nozzle systems with a high pressure water supply. It is available with electrical components to suit any hazardous location.



Benefits and Features

- **Safety and reliability**
 - Time-proven, simple, fail-safe actuation
 - Single-piece, rugged, elastomeric diaphragm seal-VRSD technology
 - Obstacle-free, uninterrupted flow path
 - No mechanical moving parts
 - Shuts off on remote command
 - Ensures precise, stable downstream water pressure
 - Valve position limit switches
- **High performance**
 - Very high flow efficiency
 - Straight-through-flow Y-type body
 - Approved for PN25/365psi
- **Designed for fire protection**
 - Face-to-face length standardized to ISO 5752, EN 558-1
 - Meets the requirements of industry standards
- **Quick and easy maintenance**
 - In-line serviceable
 - Quick cover removal without detaching control trim*
 - Swivel mounted drain valves*

* not including 1½" & 2" valves

Factory Fitted Options

- Valve position limit switches
- Alarm pressure switch
- Air maintenance device
- Stainless steel seat ring
- Downstream drain valve

Approvals



UL-Listed
Special System Water Control
Valves Deluge Type (VLFT)



Det Norske Veritas
Type Approval



ABS
American Bureau of Shipping
Type Approval

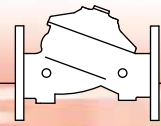


Lloyd's Register
Type Approval

Typical Applications

- Fusible plug loop systems
- Automatic water spray systems
- Foam applications
- Corrosive water supplies
- High pressure water supply
- Dual redundant detection system

BERMAD Fire Protection

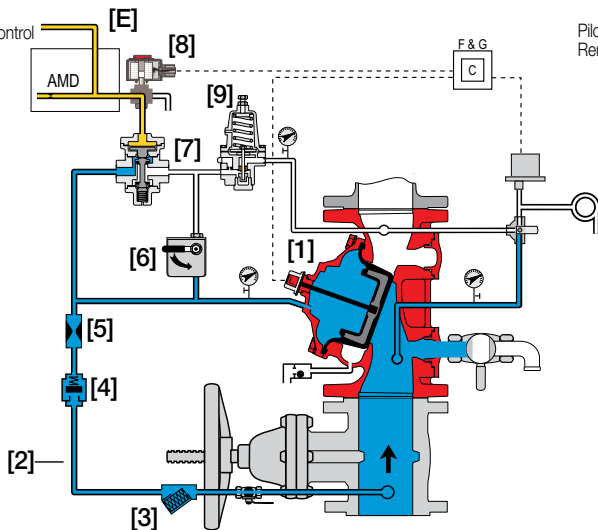


Model: FP 400Y - 6DC

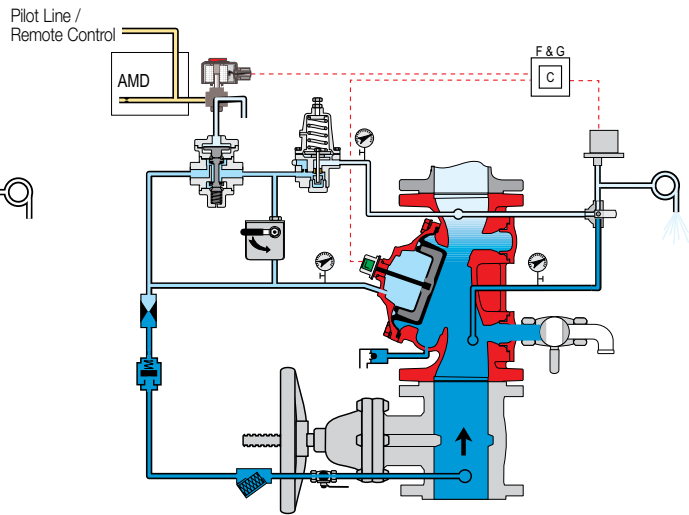
400Y Series

Operation

(for Illustration Only)



Valve Closed (normal conditions)

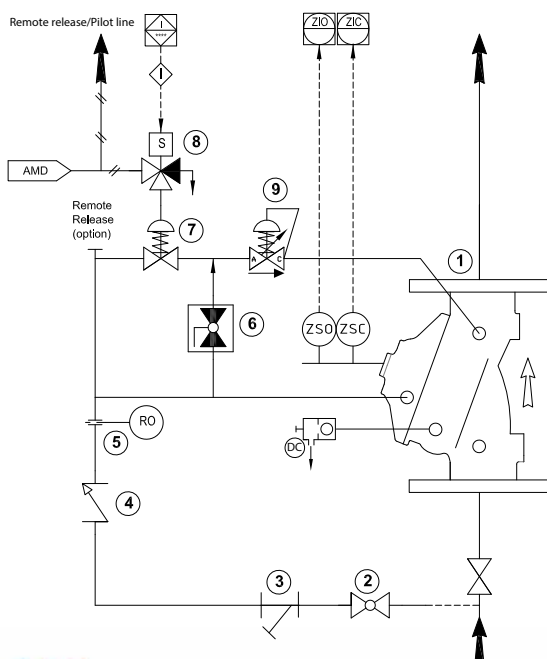


Valve Open (fire conditions)

The BERMAD model 400Y-6DC is held closed by water pressure in the control chamber [1]. Upon release of pressure from the control chamber, the valve opens. Under NORMAL conditions, water pressure is supplied to the control chamber via the priming line [2] and strainer [3], restriction orifice [5] and is then trapped in the control chamber by a check valve [4], manual emergency release [6], and a relay valve (URV) [7] that is held closed by pneumatic pressure supplied through a three-way solenoid valve [8]. The water pressure trapped in the main valve control chamber holds the diaphragm against the valve seat, sealing it drip-tight and keeping the system pipes dry. Under FIRE conditions, water pressure is released from the control chamber, either with the manual emergency release, or by the URV opening automatically. The URV opens in response either to a decrease in pneumatic pilot-line pressure [E] or to the solenoid valve being activated by the fire & gas control system [C]. This opens the 400Y-6DC deluge valve, allowing water to flow into the system piping and to the alarm device. The pressure-reducing pilot valve [9] modulates the main valve to maintain the set outlet pressure.

When outlet pressure changes, the pressure-reducing pilot opens or closes in response. This regulates the pressure in the main valve's control chamber, thus modulating the position of the diaphragm seal disk to maintain the set outlet pressure.

System P&ID



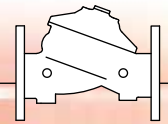
Components

- | | |
|---|-------------------------------|
| 1 | BERMAD 400Y Deluge Valve |
| 2 | Priming Ball Valve |
| 3 | Priming Strainer |
| 4 | Check Valve |
| 5 | Restriction Orifice |
| 6 | Manual Emergency Release |
| 7 | URV, Pilot Valve |
| 8 | 3-Way NC Solenoid Valve |
| 9 | Pressure Reducing Pilot Valve |

Factory Fitted Options

- | | |
|-----|----------------------------|
| ZS | Limit Switch Assembly |
| AMD | Air Maintenance Device |
| DC | Automatic Drip Check Valve |





System Installation

A typical installation of the BERMAD model 400Y-6DC features automatic actuation via a pneumatic universal relay valve, triggered by a fusible plug loop. It can also be triggered electrically by a signal from a fire & gas control system or an on-site emergency pushbutton. When open and fitted with a limit switch the valve sends a feedback signal to the remote valve position monitoring system. A pressure reducing pilot valve integrated in the trim ensures precise, pre-set, stable downstream water pressure.

Factory Fitted Options



Air Maintenance Device



Water Motor Alarm




Limit Switch



Pressure Switch



Strainer



(for Illustration Only)

Suggested Specifications:

The deluge valve shall be a UL listed, 25 bar/365 psi rated, elastomeric-type, straight-through, Y-type-body valve.

The valve shall have an unobstructed flow path, with no stem guide or supporting ribs.

Valve actuation shall be accomplished by a single-piece, rolling diaphragm bonded with a rugged radial seal disk. The diaphragm assembly shall be the only moving part.

The deluge valve shall include a relay pilot valve, a 3-Way solenoid valve with a tolerance of 35% below the rated voltage, a pressure reducing pilot valve, a Y-type strainer, a ball drain valve, an automatic drip-check with manual override, 4-inch pressure gauges, and a manual emergency release housed in a stainless steel box.

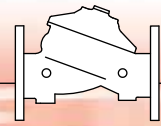
The valve drain socket shall be flanged and have 360-degree swivel.

The valve shall be equipped with two limit switches.

Removing the valve cover for inspection and maintenance shall be in-line and not require removal of the control trim.

The deluge valve and its entire control trim shall be supplied pre-assembled and hydraulically tested by a factory certified to ISO 9000 and 9001 standards.

BERMAD Fire Protection



Model: FP 400Y - 6DC

400Y Series

Technical Data

Available Sizes (inch)

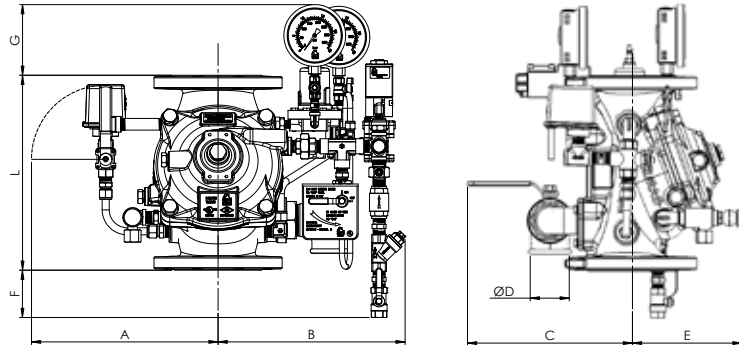
- Flanged - 1½, 2, 3, 4, 6, 8, 10, 12, 14 & 16"
- Grooved - 2, 3, 4 & 6"
- Threaded - 1½ & 2"

Pressure Rating

- ANSI#150 - 16 bar / 235
- ANSI#300 - 25 bar / 365 psi
- Grooved - 25 bar / 365 psi
- Threaded - 25 bar / 365 psi

Temperature Rating

- 60°C / 140°F with NBR elastomers (standard)
- 90°C / 194°F with EPDM elastomers

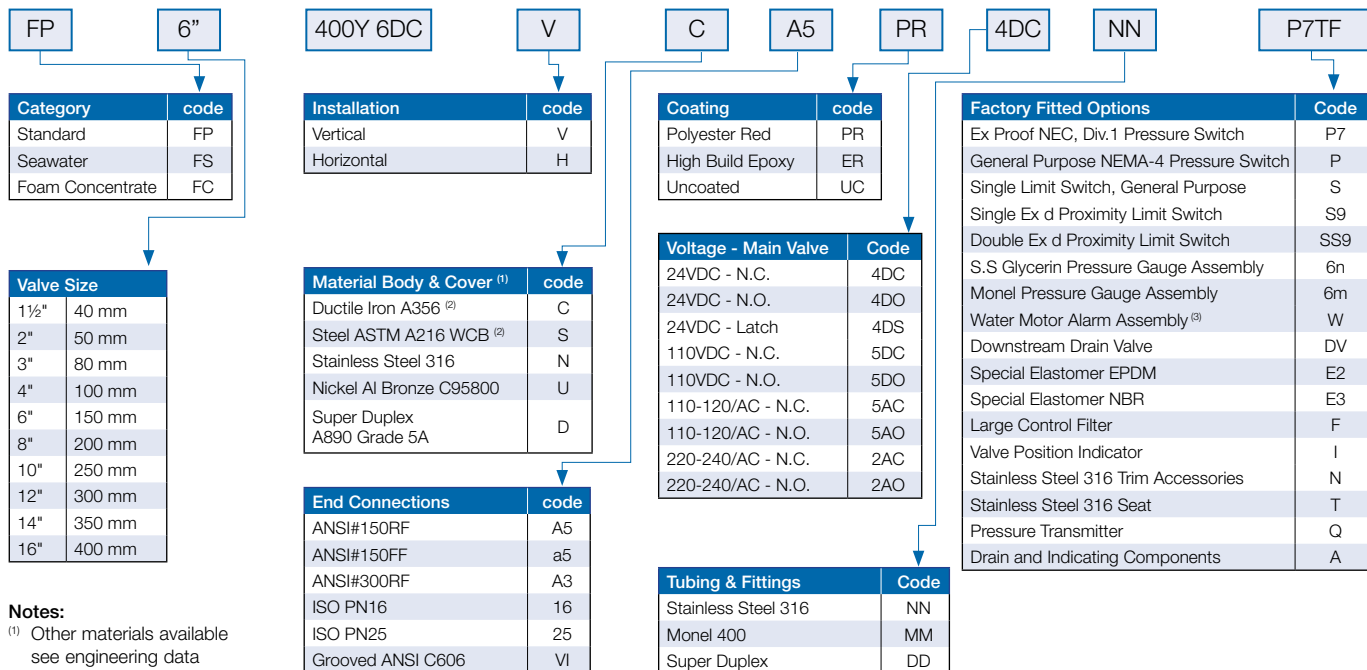


Valve Size	1½"	2"	3"	4"	6"	8"	10"	12"	14"	16"
	DN40	DN50	DN80	DN100	DN150	DN200	DN250	DN300	DN350	DN400
⁽¹⁾ L' ANSI #150 mm (in.)	230(9.06)	230(9.06)	310(12.21)	350(13.79)	480(18.91)	600(23.64)	730(28.76)	850(33.49)	980(38.61)	1100(43.34)
L ² ANSI #300 mm (in.)	230(9.06)	235(9.25)	326(12.84)	368(14.50)	506(19.94)	626(24.66)	730(28.76)	850(33.49)	980(38.61)	1100(43.34)
A mm (in.)	304(12)	304(12)	364(14.3)	372(14.6)	425(16.7)	455(18)	455(18)	568(22.4)	568(22.4)	568(22.4)
B mm (in.)	264(10.4)	264(10.4)	322(12.6)	332(13)	387(15.2)	415(16.3)	415(16.3)	528(20.8)	528(20.8)	528(20.8)
C mm (in.)	241(9.5)	241(9.5)	274(10.8)	290(11.4)	304(12.0)	320(12.6)	320(12.6)	383(15.1)	383(15.1)	408(16.1)
D mm (in.)	¾"	¾"	1½"	2"	2"	2"	2"	2"	2"	2"
E mm (in.)	120(4.7)	120(4.7)	146(5.7)	158(6.2)	228(9.0)	295(11.6)	295(11.6)	441(17.4)	441(17.4)	415(16.3)
F mm (in.)	189(7.4)	189(7.4)	119(4.7)	92(36.2)	11(0.5)	-	-	-	-	-
G mm (in.)	141(5.6)	141(5.6)	131(5.2)	118(4.6)	70(2.8)	45(1.8)	-	-	-	-
Kv m ³ /h (Cv gpm)	68(79)	80(92)	190(219)	345(398)	790(912)	1160(1340)	1355(1652)	2600(3040)	2950(3450)	3254(3801)
⁽²⁾ Leq m (ft)	2(6)	4(14)	8(25)	8(25)	13(43)	27(89)	55(179)	40(128)	66(215)	115(370)
Weight, flanged Kg (lbs)	20.9(46)	22.3(50)	37.0(82)	47.0(104)	90.3(199)	153.5(338)	183.5(404)	326.5(718)	359.5(791)	405.5(892)

Notes: ⁽¹⁾ L₁ Dimensions are for grooved, threaded and flanged valves.

⁽²⁾ Leq: Equivalent pipe length for turbulent flow in clean commercial steel pipe (SCH 40)

Valve Code Designations



Notes:

⁽¹⁾ Other materials available see engineering data

⁽²⁾ Coated internally and externally

⁽³⁾ Supplied loose



bermadfire@bermad.com • www.bermad.com

© Copyright 2007-2012 Bermad CS Ltd. All Rights Reserved. The information contained in this document is subject to change without notice. BERMAD shall not be liable for any errors contained herein.

PEYPE14-6DC 3/15 Rev.1